

# Language Trends Scotland Higher and Advanced Higher Grade 2012-2016

Hannah Doughty

June 2017

[hannah.doughty@strath.ac.uk](mailto:hannah.doughty@strath.ac.uk)

## Overview of Findings

- Entries at Higher in French, German and Spanish have seen a resurgence since 2014, although entries for both French and German are still below those in 2012. 2016 entries at Higher in German are above those in 2014 but below those in 2015.
- Taking 2014 as our benchmark year, there have also been increases in entries at Higher for Italian and Mandarin, but decreases for Urdu and Gaelic (Learners). However, entries at Higher in Urdu in 2016 are above those in 2012. Entries at Higher in Gaelic (Learners) have decreased since 2013.
- Entries at Advanced Higher in French, Spanish and German have seen an increase overall since 2012.
- Entries at Advanced Higher in the lesser studied languages – Gaelic Learners, Italian and Mandarin, have been variable since 2012. However, 2016 entries at Advanced Higher in Mandarin have increased more than threefold compared to 2012.

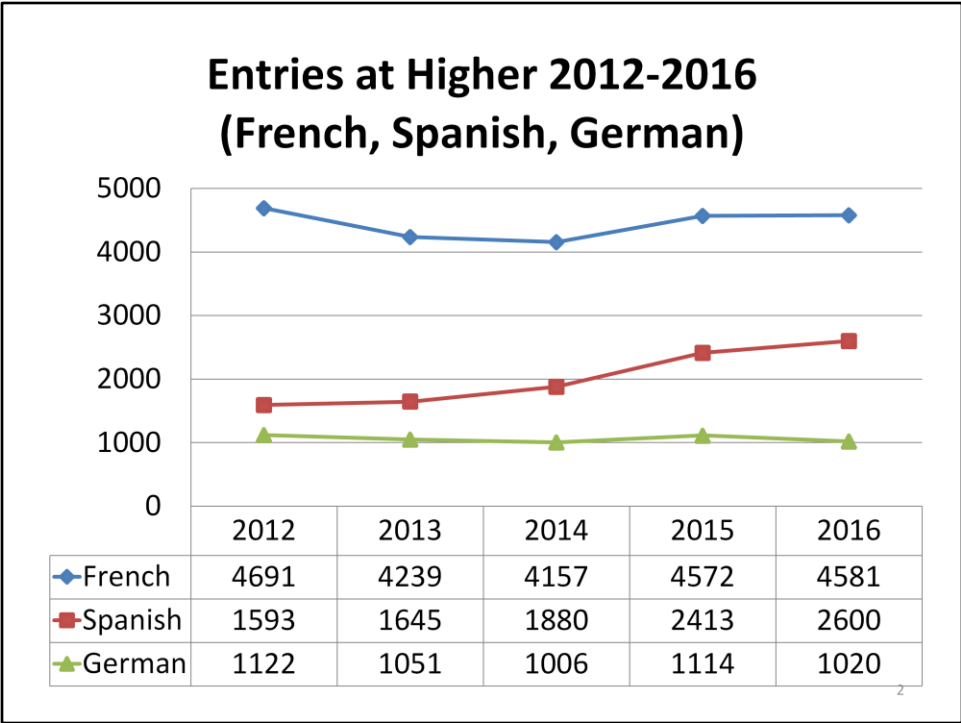
## Quick Links

[Slide 2](#) Trend of entries at Higher: French, German, Spanish

[Slide 3](#) Trend of entries at Higher: Other languages

[Slide 4](#) Trend of entries at Advanced Higher: French, German, Spanish

[Slide 5](#) Trend of entries at Advanced Higher: Other languages



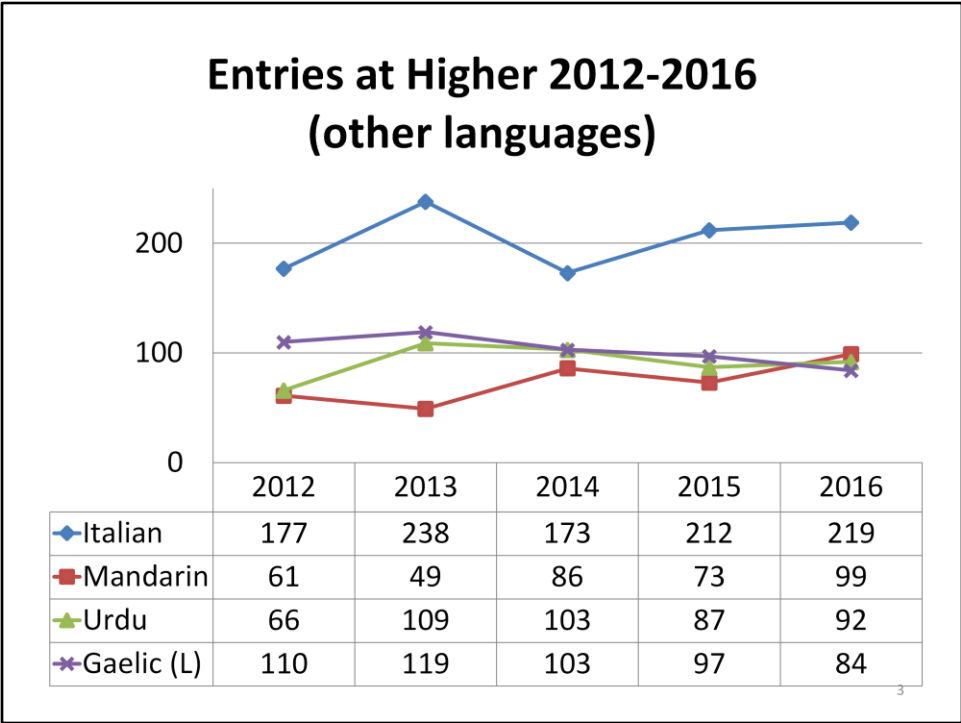
**Notes**

Entries at Higher in French, German and Spanish have seen a resurgence since 2014, although entries for both French and German are still below those in 2012. 2016 entries at Higher in German are above those in 2014 but below those in 2015.

**Trend of entries 2014-2016**

- Entries in **French** increased by 10% (from 4157 to 4581 entries).
- Entries in **Spanish** increased by 38% (from 1880 to 2600 entries).
- Entries in **German** increased by 1% (from 1006 to 1020 entries).

[Back to Overview](#)



**Notes**

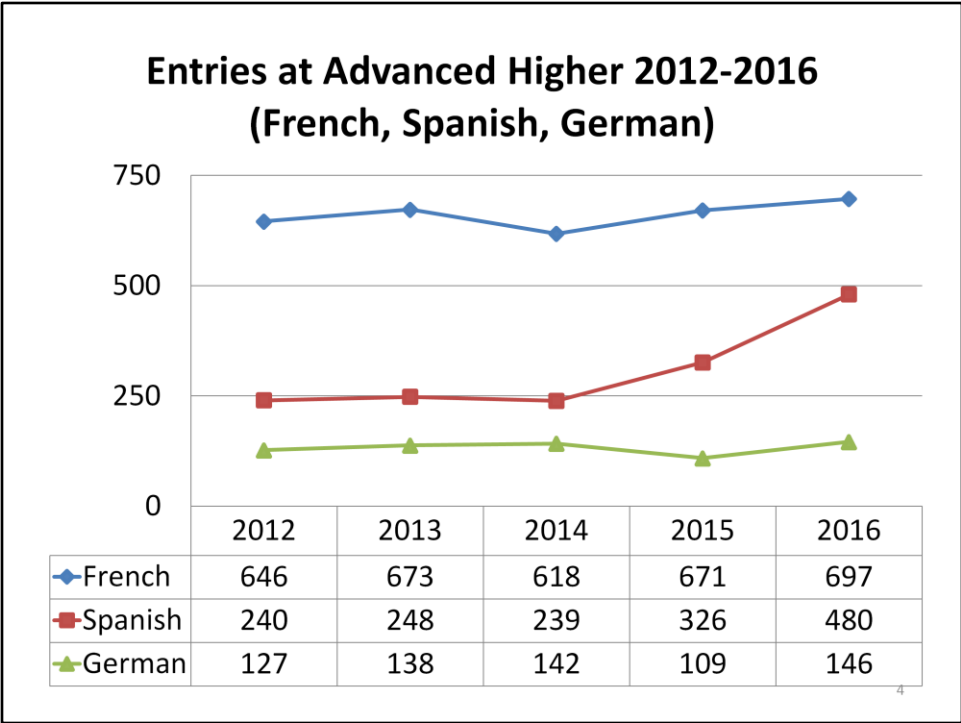
Taking 2014 as our benchmark year, there have been increases in entries at Higher for Italian and Mandarin, but decreases for Urdu and Gaelic (Learners). However, entries at Higher in Urdu in 2016 are above those in 2012. Entries at Higher in Gaelic (Learners) have decreased since 2013.

Entries in **Latin** at Higher (not included in the graphic) have increased by 28% since 2012 (from 243 to 310 entries respectively).

**Trend of entries 2014-2016**

- Entries in **Italian** increased by 27% (from 173 to 219 entries)
- Entries in **Mandarin** increased by 15% (from 86 to 99 entries)
- Entries in **Urdu** decreased by 11% (from 103 to 92 entries)
- Entries in **Gaelic (Learners)** decreased by 18% (from 103 to 84 entries)

[Back to Overview](#)



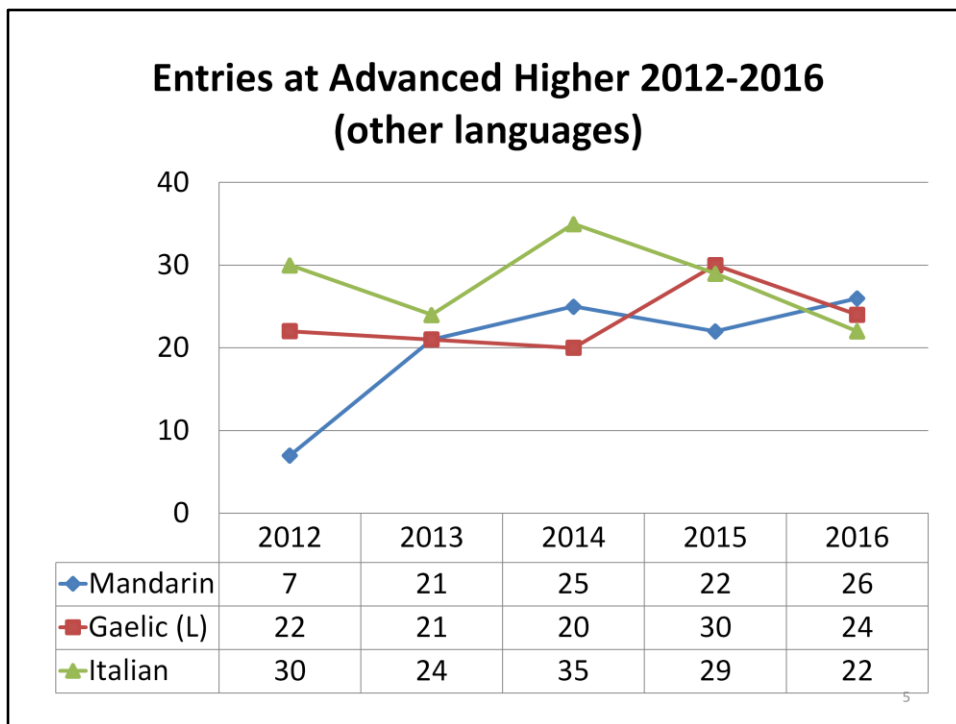
**Notes**

Entries at Advanced Higher in French, Spanish and German have seen an increase overall since 2012, although German entries dipped in 2015.

**Trend of entries 2012-2016**

- Entries in **French** increased by 13% (from 646 to 697 entries)
- Entries in **Spanish** increased by 101% (from 240 to 480 entries)
- Entries in **German** increased by 3% (from 127 to 146 entries)

[Back to Overview](#)



#### Notes

Entries at Advanced Higher in the lesser studied languages have been variable since 2012. However, 2016 entries at Advanced Higher in Mandarin have increased more than threefold compared to 2012.

Entries in Latin at Advanced Higher (not included in the graphic) have increased significantly (from 28 entries in 2014 to 79 entries in 2016 = +182%).

#### Trend of entries 2012 – 2016

- Entries in **Mandarin** increased by 271% (from 7 to 26 entries) although there was a slight dip in entries in 2015. NB: These entries included both Simplified and Traditional versions although the majority of entries are in Mandarin (Simplified).
- Entries in **Gaelic (Learners)** increased by 9% (from 22 to 24 entries). However, this marks a decrease of 20% compared to entries in 2015 (30 entries).
- Entries in **Italian** decreased by 27% (from 30 to 22 entries). The highest number of entries (35) was recorded in 2014.

[Back to Overview](#)